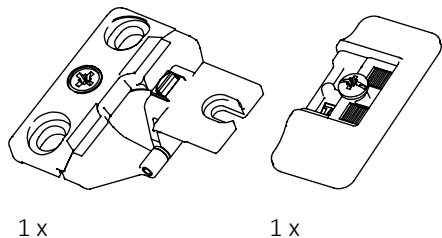
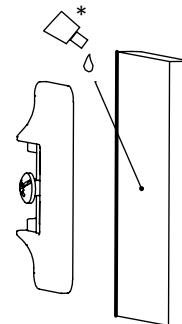
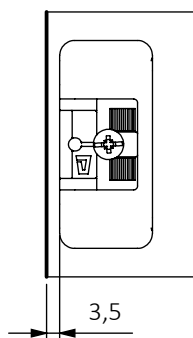
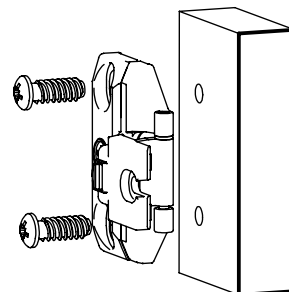
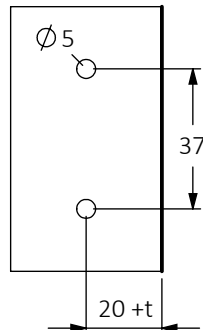
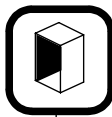
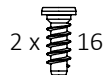


Montageanleitung / Mounting Instruction



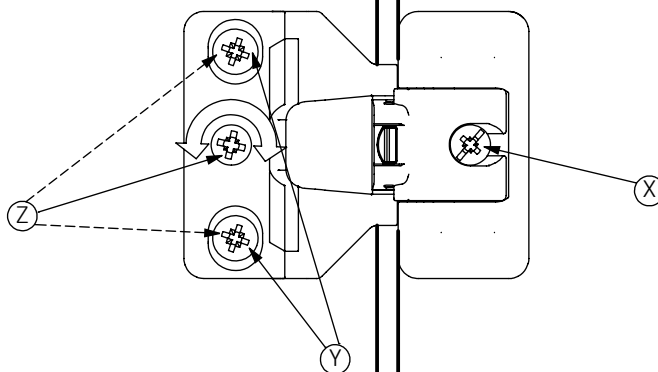
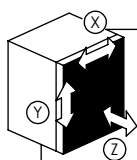
1 x

1 x



min t = 5 t = 6 t = 7 max t = 8	c = 1 c = 2 c = 3 c = 4

<p>h ≤ 800</p> <p>max 100</p> <p>≤ 10kg</p> <p>b ≤ h</p> <p>b ≤ 600</p>	<p>h ≤ 1600</p> <p>≤ 19kg</p> <p>40%</p> <p>60%</p> <p>b ≤ 600</p>	<p>h ≤ 2000</p> <p>≤ 24kg</p> <p>b ≤ 600</p>
---	--	--



PZ 2  
2 Nm

Technische Änderungen vorbehalten. Keine Gewährleistung für Druckfehler oder Irrtümer.

\*Prämeta übernimmt keine Haftung für den eingesetzten Klebstoff und angewendete Klebverfahren sowie alle daraus resultierenden Ansprüche.

Subject to technical modifications, misprinting and other errors excepted from guarantee.

\*Prämeta assumes no liability for the applied glue and glueing methods and the resulting claims

Detail  
Information  
www.praemeta.de



[mm]

06/17